

To,

Date: 14.11.2022

| | |
|--|--|
| 1. BSE Limited P.J. Towers, Dalal Street, Mumbai-400 001 | 2. National Stock Exchange of India Limited Exchange plaza, C-1, Block G, Bandra Kurla Complex, Bandra, East, Mumbai-400 051, Maharashtra |
|--|--|

Dear Sir/Madam,

Sub: Outcome of Board Meeting held on 14.11.2022

Ref: Our Company's letter dated 02.11.2022

Unit: Ortin Laboratories Limited

With reference to the subject cited, this is to inform the Exchanges that at the meeting of the Board of Directors of Ortin Laboratories Limited held on Monday, 14.11.2022 at 4:00 p.m. at the registered office of the Company at D. No. 1-8-B4, Ground Floor, F3 HIG, Block-4, Street no. 3, Baghlingampally, Hyderabad — 500044, the following were considered and approved:


1. Unaudited financial results for the quarter and half-year ended 30.09.2022. (Enclosed)
2. Limited Review Report as per Regulation 33 of SEBI (LO&DR) Regulations, 2015 for the quarter and half-year ended 30.09.2022. (Enclosed)


The meeting concluded at 5:30 P.M.

This is for the information and records of the Exchange.

Thanking you.

Yours sincerely,
For Ortin Laboratories Limited


S. Murali Krishna Murthy
Managing Director
DIN: 00540632



Encl: as above

STATEMENT OF UNAUDITED FINANCIAL RESULTS FOR THE QUARTER AND HALF YEAR ENDED 30.09.22

Rupees In Lakhs

| S No | Particulars | Quarter Ended | Preceding | Corresponding | Year to Date | Year to Date | Previous Year |
|------|---|---------------|---------------|---------------|--------------|--------------|---------------|
| | | 30.09.2022 | Quarter Ended | Quarter Ended | for Current | for Previous | Ended |
| | | Un Audited | 30.06.2022 | 30.09.2021 | Year Ended | Year Ended | 31.03.22 |
| | | Un Audited | Un Audited | Un Audited | Un Audited | Un Audited | Audited |
| 1 | a) Net Sales / Income from Operations | 78.65 | 262.05 | 229.37 | 340.70 | 427.81 | 823.08 |
| 2 | b) Other Operating Income | 0.01 | 0.14 | 3.65 | 0.15 | 3.70 | 19.45 |
| 3 | Total Income (1+2) | 78.66 | 262.19 | 233.02 | 340.85 | 431.51 | 842.53 |
| 4 | Expenditure | | | | | | |
| | a) Cost of Material Consumed | 53.17 | 205.45 | 111.96 | 258.62 | 228.35 | 460.57 |
| | b) Employee Benefits Expenses | 22.16 | 21.54 | 9.88 | 43.70 | 1.63 | 95.03 |
| | c) changes in inventory | 2.02 | -13.28 | 24.52 | -11.26 | 47.15 | 4.60 |
| | d) Finance cost | 8.52 | 9.52 | 19.24 | 18.04 | 37.24 | 81.06 |
| | e) Depreciation | 7.19 | 7.34 | 6.90 | 14.53 | 13.65 | 29.38 |
| | d) Other Expenditure | 23.99 | 28.36 | 53.86 | 52.35 | 85.07 | 224.89 |
| | e) Total Expenses | 117.05 | 258.93 | 226.36 | 375.98 | 413.09 | 895.52 |
| 5 | Profit / (Loss) before Exceptional Items and tax (3-4) | -38.39 | 3.26 | 6.66 | -35.13 | 18.42 | -52.99 |
| 6 | Exceptional Items | 0.00 | 0.00 | 0.00 | 0.00 | 0.00 | 0.00 |
| 7 | Profit / (Loss) before tax (5-6) | -38.39 | 3.26 | 6.66 | -35.13 | 18.42 | -52.99 |
| 8 | Tax Expense | | | | | | |
| | a) Current Tax | 0.00 | 0.00 | 1.73 | 0.00 | 4.79 | 0.00 |
| | b) Deferred Tax | -46.47 | 45.93 | -0.45 | -0.54 | -0.85 | -13.12 |
| 9 | Profit / (Loss) after tax for the period from continuing operations (7-8) | 8.08 | -42.67 | 5.38 | -34.59 | 14.48 | -39.87 |
| 10 | Other comprehensive income | | | | | | |
| | (i) Items that will not be reclassified to profit or loss | 0.00 | 0.00 | 0.00 | 0.00 | 0.00 | 0.00 |
| | (ii) Tax on items that will not be reclassified to profit or loss | 0.00 | 0.00 | 0.00 | 0.00 | 0.00 | 0.00 |
| | (i) Items that will be reclassified to profit or loss | 0.00 | 0.00 | 0.00 | 0.00 | 0.00 | 0.00 |
| | (ii) Income tax relating to items that will be reclassified to | 0.00 | 0.00 | 0.00 | 0.00 | 0.00 | 0.00 |
| | | 0.00 | 0.00 | 0.00 | 0.00 | 0.00 | 0.00 |
| 11 | Total comprehensive income for the period (comprising Profit(Loss) and other comprehensive income for the period (9+10) | 8.08 | -42.67 | 5.38 | -34.59 | 14.48 | -39.87 |
| 12 | Paid-up equity share capital (Face value of Rs. 10/- per share) | 813.14 | 813.14 | 813.14 | 813.14 | 813.14 | 813.14 |
| 13 | Other Equity | | | | | | 282.54 |
| 14 | Earnings Per Share (EPS) | | | | | | |
| | a) Basic and diluted EPS before extraordinary items for the period, for the year to date and for the previous year (not to be annualised) | 0.01 | (0.05) | 0.07 | (0.04) | 0.18 | (0.49) |
| | b) Basic and diluted EPS after Extraordinary items for the period, for the year to date and for the previous year (not to be annualised) | 0.01 | (0.05) | 0.07 | (0.04) | 0.18 | (0.49) |

Notes:

- The above results have been recommended by the Audit Committee and approved by the Board of Directors at their meeting held on 14th November, 2022 .
- The financial results of the company have been prepared in accordance with Indian Accounting Standards (Ind AS) notified under the Companies (Indian Accounting Standards) Rules, 2015 as amended by the Companies (Indian Accounting Standards) (Amendment) Rules 2016:
- The figures for the quarter ended September 30, 2022 and September 30, 2021 are balancing figures between the un-audited figures in respect of the first quarter and year to date figures upto the second quarter for the respective periods which were subject to limited review.
- Previous period figures have been regrouped / rearranged wherever necessary, to make them comparable.
- The entire operations of the Company relate to only one segment hence segmental reporting as per Ind AS 108 is not applicable.
- The Statutory Auditors of the Company have carried out "Reveiw" of the above un-audited financial results and their Report has been placed before the Board at the said Meeting as required under Regulation 33 of SEBI (LODR) Regulations, 2015.
- The results are also available on the website of the Company www.ortinlabsindia.com

For ORTIN LABORATORIES LIMITED
S.MURALI KRISHNA MURTHY


MANAGING DIRECTOR
(DIN: 00540632)



Place : Hyderabad
Date: 14.11.2022

Statement of assets and Liabilities as at September 30, 2022

Rs in Lakhs

| Particulars | Standalone | |
|---|---|--|
| | As At 30th September, 2022 (Un-audited) | As At 31st March, 2022 (Audited) |
| I. ASSETS | | |
| (1) Non-Current Assets | | |
| (a) Property, Plant and Equipment | 1,406.65 | 1,420.82 |
| (b) Intangible Assets | - | - |
| (c) capital working progress | 42.96 | 42.96 |
| | 1,449.61 | 1,463.78 |
| (d) Financial Assets | | |
| (i) Investments | - | - |
| (ii) Trade receivables | - | - |
| (iv) Others Financial Assets | 28.97 | 31.73 |
| (e) Deferred Tax Asset | - | - |
| (f) Long Term Loans and Advances | - | - |
| | 28.97 | 31.73 |
| (2) Current Assets | | |
| (a) Inventories | 201.58 | 174.09 |
| (a) Financial Assets | | |
| (i) Trade receivables | 285.43 | 323.61 |
| (ii) Cash and cash equivalents | 21.05 | 49.19 |
| (iii) Bank balances other than (ii) above | 10.32 | 10.32 |
| (iv) Loans and advances | - | - |
| (v) Other Financial Assets | - | - |
| (b) Current Tax Assets (Net) | - | - |
| (c) Other Current Assets | 20.82 | 17.75 |
| | 539.20 | 574.96 |
| Total Assets | 2,017.78 | 2,070.47 |
| II. EQUITY AND LIABILITIES:- | | |
| EQUITY | | |
| (a) Equity Share Capital | 813.14 | 813.14 |
| (b) Other Equity | 248.10 | 282.54 |
| | 1,061.24 | 1,095.68 |
| LIABILITIES | | |
| (1) Non-Current Liabilities | | |
| (a) Financial Liabilities | | |
| (i) Borrowings | 245.15 | 172.93 |
| (b) Provisions | 13.54 | 13.54 |
| (c) Deferred Tax Liabilities | 26.55 | 27.09 |
| (d) non current liabilities | 0.21 | 0.20 |
| | 285.45 | 213.76 |
| (2) Current Liabilities | | |
| (a) Financial Liabilities | | |
| (i) Borrowings | 447.25 | 441.51 |
| (ii) Trade Payables | 78.66 | 78.74 |
| (iii) Other Financial Liabilities | - | - |
| (b) Other Current Liabilities | 135.10 | 230.70 |
| (c) Provisions | 10.08 | 10.08 |
| | 671.09 | 761.03 |
| Total Equity & Liabilities | 2,017.78 | 2,070.47 |

For ORTIN LABORATORIES LIMITED
S.MURALI KRISHNA MURTHY

MANAGING DIRECTOR
(DIN: 00540632)

Place : Hyderabad
Date: 14.11.2022


CASH FLOW STATEMENT FOR THE HALF YEAR ENDED 30.09.2022

Rs in Lakhs

| Particulars | 30.09.2022 (Un-audited) | 31.03.2022 (Audited) |
|---|----------------------------|-------------------------|
| Cash Flows from Operating Activities | | |
| Net profit before tax | (35.14) | (53.00) |
| Adjustments for : | | |
| Finance cost recognised in profit & loss | 18.04 | 81.06 |
| Depreciation | 14.53 | 29.38 |
| Operating profit before working capital changes | (2.57) | 57.44 |
| Movements in Working Capital : | | |
| (Increase)/Decrease in Trade and Other Receivables | 38.18 | 67.87 |
| (Increase)/Decrease in inventories | (27.48) | 9.08 |
| (Increase)/Decrease in Other financial assets | 2.75 | 1.71 |
| (Increase)/Decrease in Other assets | - | - |
| (Increase)/Decrease in Other Current Assets | (3.07) | 2.52 |
| Increase/(Decrease) in Trade Payables | (0.08) | (55.10) |
| Increase/(Decrease) in Other financial liabilities | - | - |
| Increase/(Decrease) in Other non current and Current liabilities | (95.60) | 150.64 |
| Increase/(Decrease) in Provisions | - | (18.92) |
| Changes in Working Capital | (85.30) | 157.80 |
| Cash generated from operations | (87.87) | 215.24 |
| Direct Taxes Paid | - | - |
| Net Cash from operating activities (A) | (87.87) | 215.24 |
| Cash flows from Investing Activities | | |
| Purchase of Fixed Assets | (0.20) | (12.53) |
| changes in investments | - | - |
| Net Cash used in Investing Activities (B) | (0.20) | (12.53) |
| Cash flows from Financing Activities | | |
| proceeds from issue of equity investments of company | - | - |
| Repayment/(Proceeds) of/from borrowings | 72.22 | 28.75 |
| Finance cost | (18.04) | (81.06) |
| Increase/decrease in short term borrowings | - | - |
| (Increase)/Decrease in Other bank balances | - | 4.77 |
| Net Cash used in Financing Activities (C) | 54.18 | (47.54) |
| Net Increase/(Decrease) in cash and cash equivalents (A+B+C) | (33.89) | 155.17 |
| Cash and Cash equivalents at the beginning of the year | (392.32) | (547.49) |
| Cash and Cash equivalents at the ending of the year | (426.21) | (392.32) |
| | | |
| Particulars | 30.09.2022 | 31.03.2022 |
| Cash and Cash Equivalents | 21.05 | 49.19 |
| Less: Short Term Borrowings From Banks | (447.25) | (441.51) |
| | (426.20) | (392.32) |

For ORTIN LABORATORIES LIMITED
S.MURALI KRISHNA MURTHY

MANAGING DIRECTOR
(DIN: 00540632)



Place : Hyderabad

Date: 14.11.2022

Corp. & Regd. Office : D. No. 1-8-B4, Ground Floor, F3 HIG, Block-4, Street No:3, Baghlingampally,
Hyderabad - 500 044. Telangana (INDIA). Phone: +91 40 27562055 / +91 40 27567266,

website : www.ortinlabsindia.com Email : info@ortinlabsindia.com

CIN : L24110TG1986PLC006885



MATHESH & RAMANA
CHARTERED ACCOUNTANTS


Independent Auditor's Limited Review Report on unaudited quarterly and year to date financial results of the Company


**To The Board of Directors of
Ortin Laboratories Limited**

1. We have reviewed the accompanying statement of Unaudited Financial Results of Ortin Laboratories Limited ("the Company") for the quarter ended on 30th September, 2022 ("the statement"). This statement is the responsibility of the Company's Management and has been approved by the Company's Board of Directors. Our responsibility is to issue a report on these financial statements based on our review.
2. We conducted our review of the Statement in accordance with the Standard on Review Engagements (SRE) 2410 "Review of Interim Financial Information Performed by the Independent Auditor of the Entity", issued by the Institute of Chartered Accountants of India. This standard requires that we plan and perform the review to obtain moderate assurance as to whether the financial statements are free of material misstatement. A review is limited primarily to inquiries of company personnel and analytical procedures applied to financial data and thus provides less assurance than an audit. We have not performed an audit and accordingly, we do not express an audit opinion.
3. Based on our review conducted as above, nothing has come to our attention that causes us to believe that the accompanying statement of unaudited financial results prepared in accordance with applicable accounting standards and other recognized accounting practices and policies has not disclosed the information required to be disclosed in terms of Regulation 52 of the SEBI (Listing Obligations and Disclosure Requirements) Regulations, 2015 including the manner in which it is to be disclosed, or that it contains any material misstatement.

Our conclusion on the Statement is not modified in respect of the above matters.

For **MATHESH & RAMANA**
CHARTERED ACCOUNTANTS


B. V. RAMANA REDDY
M.No: 026967 Partner



UIDN: 22026967BDBUES4806

Place: Hyderabad
Date: 14.11.2022

E-mail : mateshca@yahoo.co.in